

# Kindergarten Tea

August 21, 2024



# Dr. Mary O'Meara

Superintendent of Schools



# Board of Education



# Dr. Christopher Dillon

Assistant Superintendent for Business



# Kindergarten Transportation Letters

## Transportation Procedures:

- ☐ Elementary buses are scheduled to arrive to school at 9:10am and depart at 3:25pm
- ☐ Students are only transported to and from the assigned stop posted in the Parent Portal
- ☐ Students should arrive to their assigned bus stop at least 10-minutes prior to the posted time
- ☐ Kindergarten students are not be permitted to disembark the bus without a parent/guardian present at the bus stop
- ☐ Bus attendants are assigned to elementary routes on a rotating basis for September to provide additional assistance to students
- ☐ If you choose to transport your child, please send a notification to the building principal



# Kindergarten Bus Tags



Kindergarten bus tags help drivers, attendants and staff identify our new students

Key Information Included:

- School Name
- First & Last Name of Student
- Kindergarten Student
- Bus Number

*Please place the bus tag in the holder and attach to your child's backpack with the zip tie provided*

# Information on Lunch/Recess

---



- ☐ Students will have lunch in the cafeteria.
- ☐ Students can bring lunch from home or lunch can be purchased through our food service for \$3.00. ALL MEALS PROVIDED BY THE SCHOOL MUST BE PRE-ORDERED through FDMMealPlanner.
- ☐ The class stays together during the lunch/recess period.
- ☐ We will be using our entire school grounds to provide opportunity for play and activities.



# More Information on Lunch/Recess

- If your child has food allergies, information regarding the allergies must be sent to the school nurse.
- All food allergy information is shared by secure data transfer with the kitchen staff.
- Kitchen staff checks what you ordered against the recipes for the food offered to ensure your child does not consume allergens.
- You can view the ingredients and filter offerings to delete certain ingredients such as gluten, nuts and dairy from the menus you view on FDMealPlanner.





# Meals pre-paid through MySchoolBucks



PLAINVIEW-OLD BETHPAGE  
CENTRAL SCHOOL DISTRICT  
*Excellence in Education*

Translate

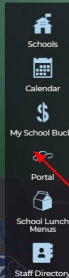
Search POB Schools



*On behalf of the Board of Education, Administration, Teachers, and the Staff of Plainview-Old Bethpage CSD, we wish you a happy and safe summer break!*

*May your days be filled with sunshine, relaxation, and memorable experiences. Take this time to recharge and enjoy the company of family and friends.*

*See you refreshed and ready for another great POB school year ahead in September!*



Find your child's student ID number on the Infinite Campus Parent Portal and then go to the District website:

[www.pobschools.org](http://www.pobschools.org)

Click on:

**\$ "MySchoolBucks"**

and sign up for MySchoolBucks!

MY  
SCHOOL  
BUCKS

Families Schools Partners

English Log In

School  
payments  
made easy

From the cafeteria to the classroom, pay anytime, anywhere from your mobile phone or computer.

Sign Up Free

Download App



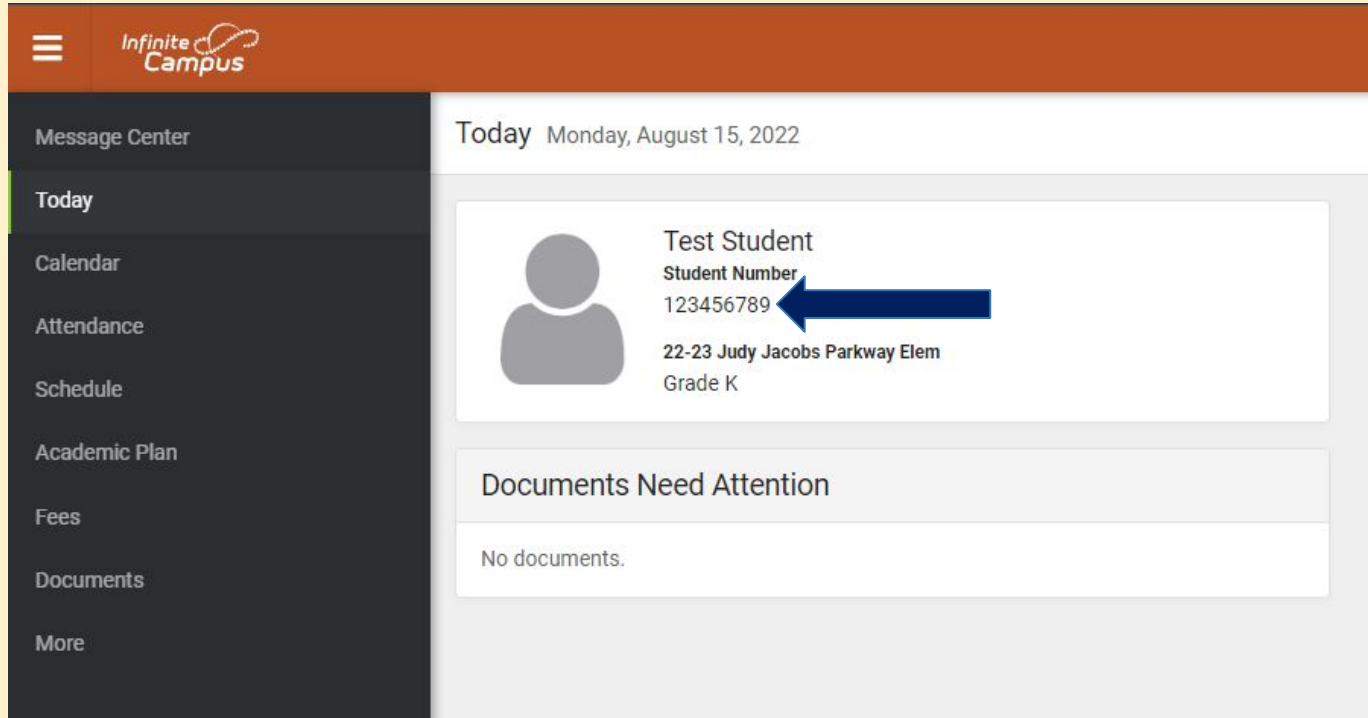
Explore more from Heartland



10:01 AM  
6/10/2020

# How to find your child's Student ID#

Log in to the Parent Portal and click on "Today" to view your child's Student ID #



The screenshot displays the Infinite Campus Parent Portal interface. On the left is a dark sidebar with a menu containing: Message Center, Today (highlighted with a green bar), Calendar, Attendance, Schedule, Academic Plan, Fees, Documents, and More. The main content area has an orange header with the Infinite Campus logo and a hamburger menu icon. Below the header, the date 'Today Monday, August 15, 2022' is shown. A white card displays a student profile for 'Test Student' with a grey person icon, the text 'Student Number 123456789', and school information '22-23 Judy Jacobs Parkway Elem Grade K'. A blue arrow points to the student number. Below this card, a section titled 'Documents Need Attention' shows 'No documents.'

Message Center

Today

Calendar

Attendance

Schedule

Academic Plan

Fees

Documents

More

Today Monday, August 15, 2022

Test Student

Student Number  
123456789

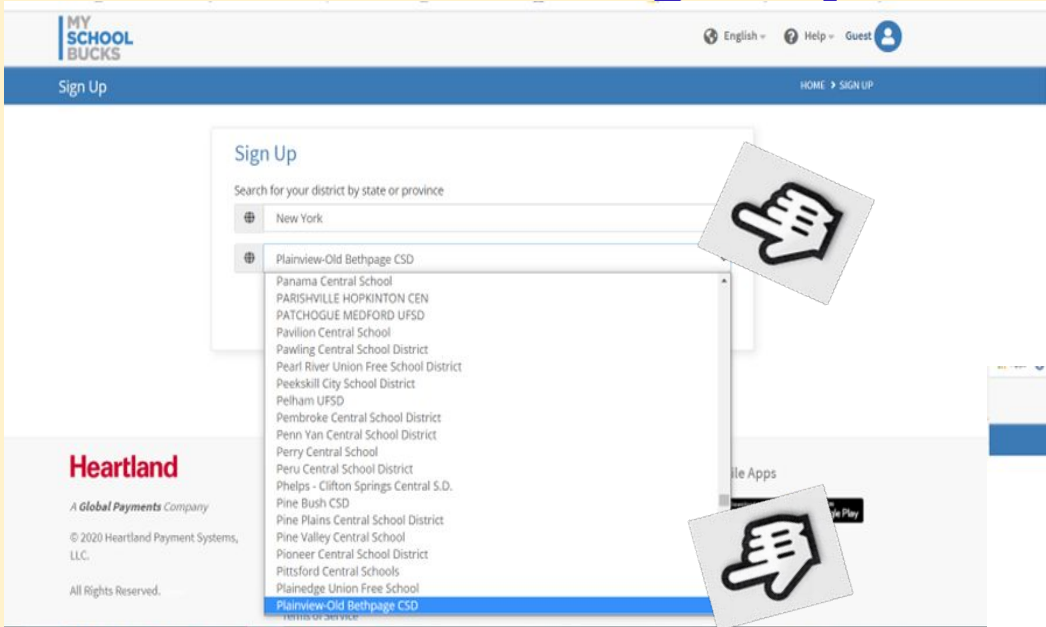
22-23 Judy Jacobs Parkway Elem  
Grade K

Documents Need Attention

No documents.

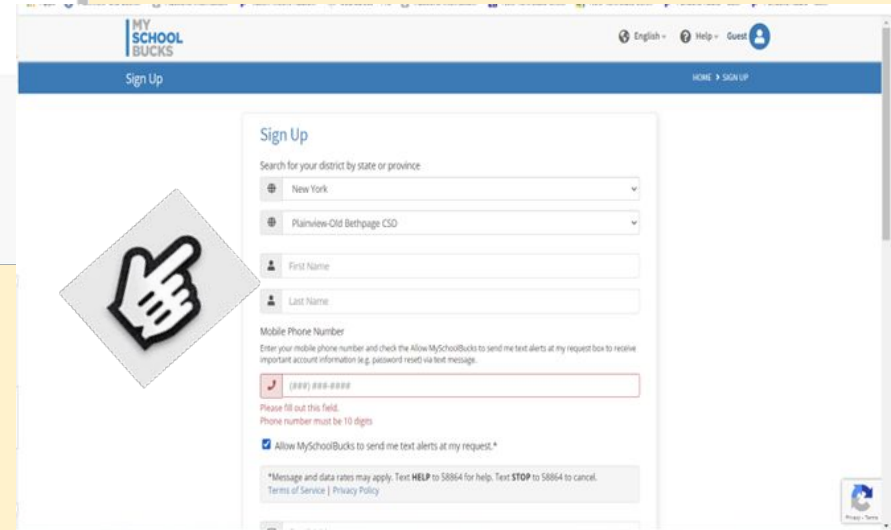
# Using MySchoolBucks

After you choose New York, you will choose Plainview-Old Bethpage CSD from the drop-down menu



The screenshot shows the 'Sign Up' page of the MySchoolBucks website. At the top, there is a navigation bar with 'English', 'Help', and 'Guest' links. Below the navigation bar, the 'Sign Up' section is visible. A search prompt 'Search for your district by state or province' is followed by a dropdown menu showing 'New York'. Below this, another dropdown menu lists various school districts, with 'Plainview-Old Bethpage CSD' highlighted. A hand icon points to this selection. The footer includes the 'Heartland' logo, 'A Global Payments Company', and copyright information for 2020 Heartland Payment Systems, LLC.

Continue to follow the prompts and remember to have your child's student ID # handy. You can find this on your child's Infinite Campus page (parent portal).



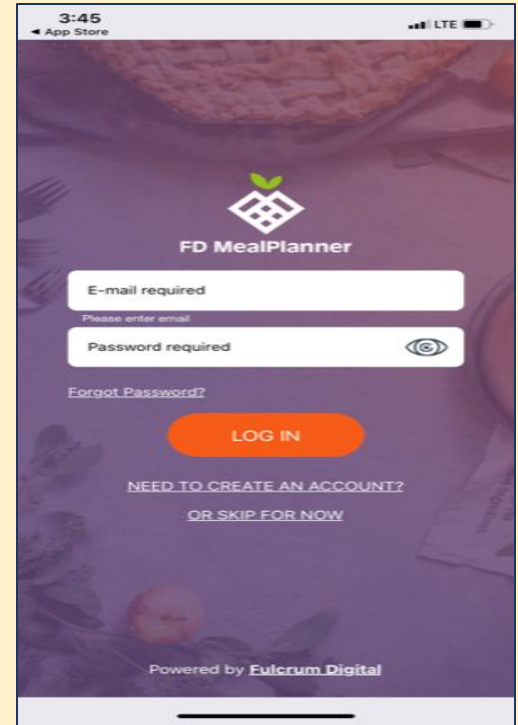
The screenshot shows the 'Sign Up' page of the MySchoolBucks website, continuing from the previous step. The 'New York' and 'Plainview-Old Bethpage CSD' selections are confirmed. Below these, there are input fields for 'First Name' and 'Last Name'. A 'Mobile Phone Number' section follows, with a prompt to 'Enter your mobile phone number and check the Allow MySchoolBucks to send me text alerts at my request box to receive important account information (e.g. password reset) via text message.' A red box highlights the phone number field, which contains '(888) 888-8888'. A checkbox is checked, indicating 'Allow MySchoolBucks to send me text alerts at my request.\*'. At the bottom, there is a disclaimer: '\*Message and data rates may apply. Text HELP to 58864 for help. Text STOP to 58864 to cancel. Terms of Service | Privacy Policy'.

# Pre-order meals using FD MealPlanner

On your computer, go to [fdmealplanner.com](http://fdmealplanner.com) or on your phone's App Store and search for "FDMealPlanner"

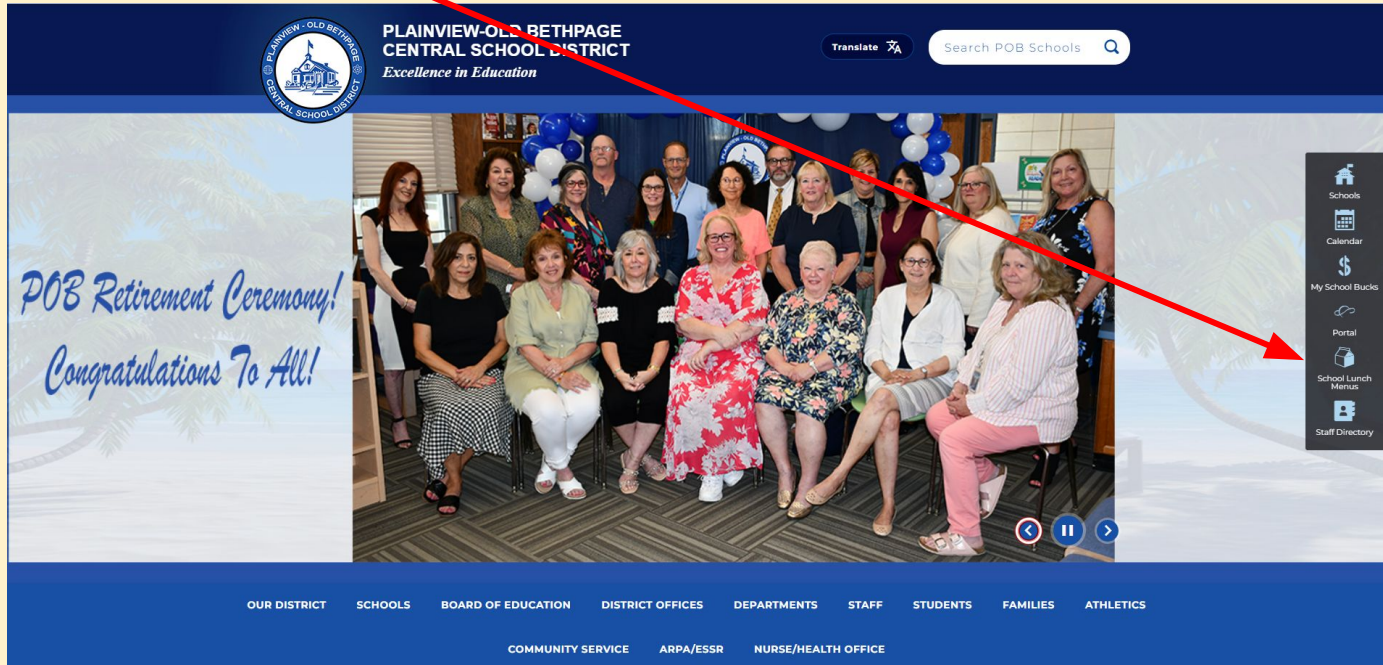


*Download the app  
and sign up*




# FD MealPlanner Online


On your computer, go to [www.POBSchools.org](http://www.POBSchools.org) and click on the milk carton.




# FD MealPlanner Online



**PLAINVIEW-OLD BETHPAGE  
CENTRAL SCHOOL DISTRICT**  
*Excellence in Education*

[Translate](#) 



[OUR DISTRICT](#) [SCHOOLS](#) [BOARD OF EDUCATION](#) [DISTRICT OFFICES](#) [DEPARTMENTS](#) [STAFF](#) [STUDENTS](#)

[FAMILIES](#) [ATHLETICS](#) [COMMUNITY SERVICE](#) [ARPA/ESSR](#) [NURSE/HEALTH OFFICE](#)

[Home](#) > [Our District](#) > [POB Food Service](#) > [2024-2025 Food Service Information](#)

## POB Food Service

---

### 2024-2025 Food Service Information

---

[Elementary School Menus](#)

---

[Middle School Menus](#)


---

[High School Menus](#)

---

[A Beginner's Guide to School Lunch](#)

---



## 2024-2025 School Lunch Program Information

Lunch is now \$3.00 for students in grades K-4 and \$3.20 for students in grades 5-12.

Monthly breakfast and lunch menus, by grade level, can be found on this webpage.

---

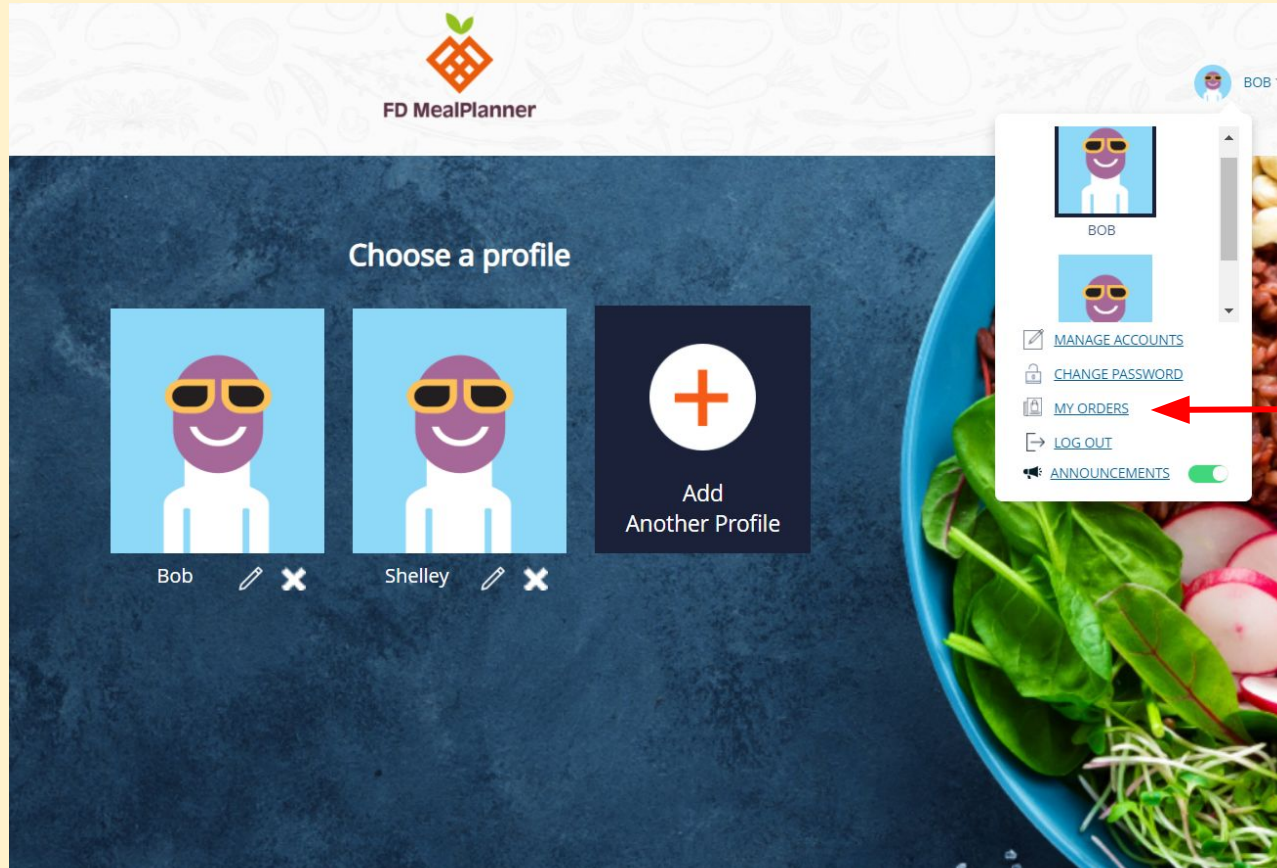
### Meal Planner Website

- [Order Meals with FD Meal Planner](#)

[Schools](#)  
[Calendar](#)  
[My School Bucks](#)  
[Portal](#)  
[School Lunch Menus](#)  
[Staff Directory](#)



# FD MealPlanner Online

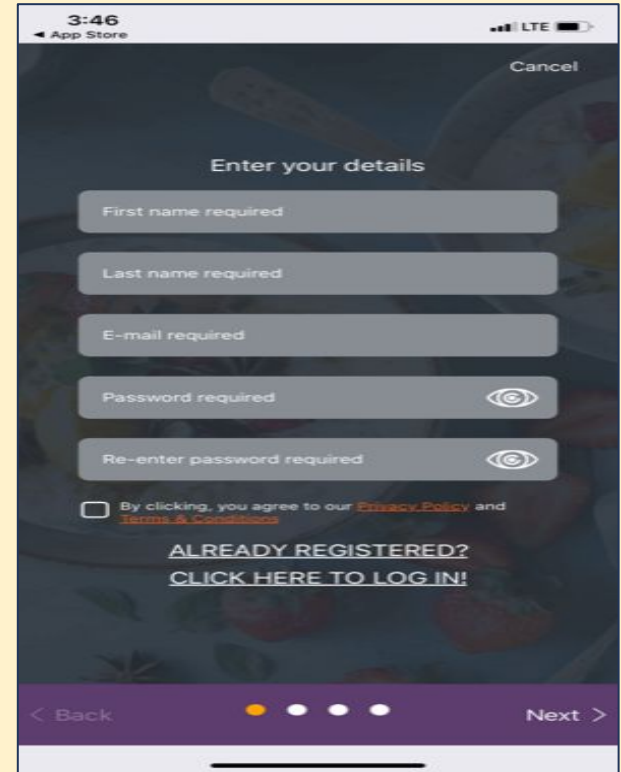


You may go back to review orders you placed and edit them as you wish.

# FD MealPlanner Online

With FD MealPlanner you can:

- ✓ pre-order meals
- ✓ look up the ingredients in each meal
- ✓ filter meals based on allergy information



The screenshot shows a mobile app interface for registration. At the top, the status bar displays '3:46', 'App Store', 'LTE', and a battery icon. A 'Cancel' button is in the top right corner. The main heading is 'Enter your details'. Below it are five input fields: 'First name required', 'Last name required', 'E-mail required', 'Password required' (with an eye icon for toggling visibility), and 'Re-enter password required' (also with an eye icon). Below the fields is a checkbox with the text 'By clicking, you agree to our [Privacy Policy](#) and [Terms & Conditions](#)'. At the bottom of the form area, there are two links: '[ALREADY REGISTERED?](#)' and '[CLICK HERE TO LOG IN!](#)'. The bottom navigation bar is purple and contains a '< Back' button, four dots (the first is orange), and a 'Next >' button.



# School Lunch: Final Thoughts

- Lunch will need to be ordered at least twenty-four (24) hours in advance. You can place orders by the week and up to a month in advance.
- Consider sending your child to school with lunch for the first few days. Teachers will be focusing on developing the daily school routine, including the cafeteria experience.



# Ms. Theresa Donohue

CIO & Executive Director of Multi-Tiered System of Supports



# Discussion Items

- District & Building Communication
- Access to the Infinite Campus Parent Portal
- Distribution of Chromebooks



# Communication: District Website



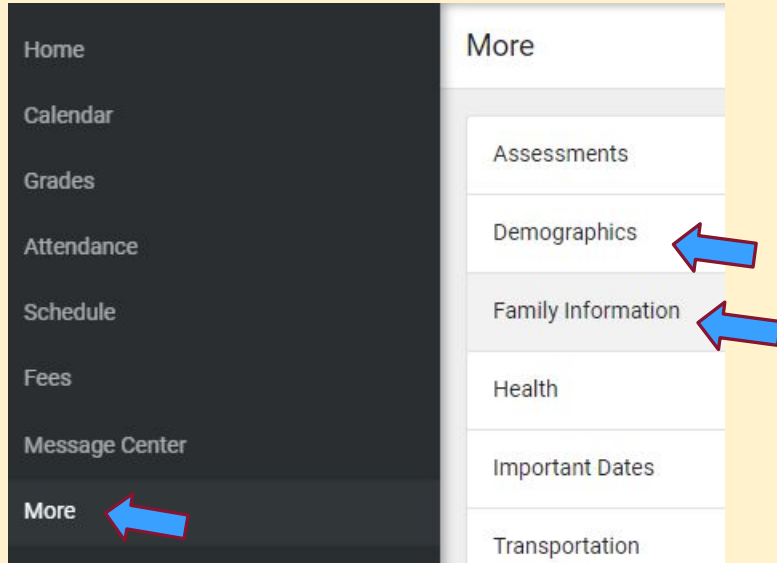
**2024 - 2025** | DISTRICT CALENDAR

Plainview-Old Bethpage Central School District [www.pobschools.org](http://www.pobschools.org)

# Communication Methods

## Phone, Email & Text Communications

Contact information listed  
in the Parent Portal



ParentSquare

Hi Test Parent,

**Judy Jacobs-Parkway Elementary School invites you to join ParentSquare**

**Activate your account**

Alex Goldberg invites you to join ParentSquare at Judy Jacobs-Parkway Elementary School. To activate your account and confirm that we have the correct email for you, please click the link above.

If you do not have a child at Judy Jacobs-Parkway Elementary School or are not associated with the school, please contact Judy Jacobs-Parkway Elementary School at 516-434-3358.

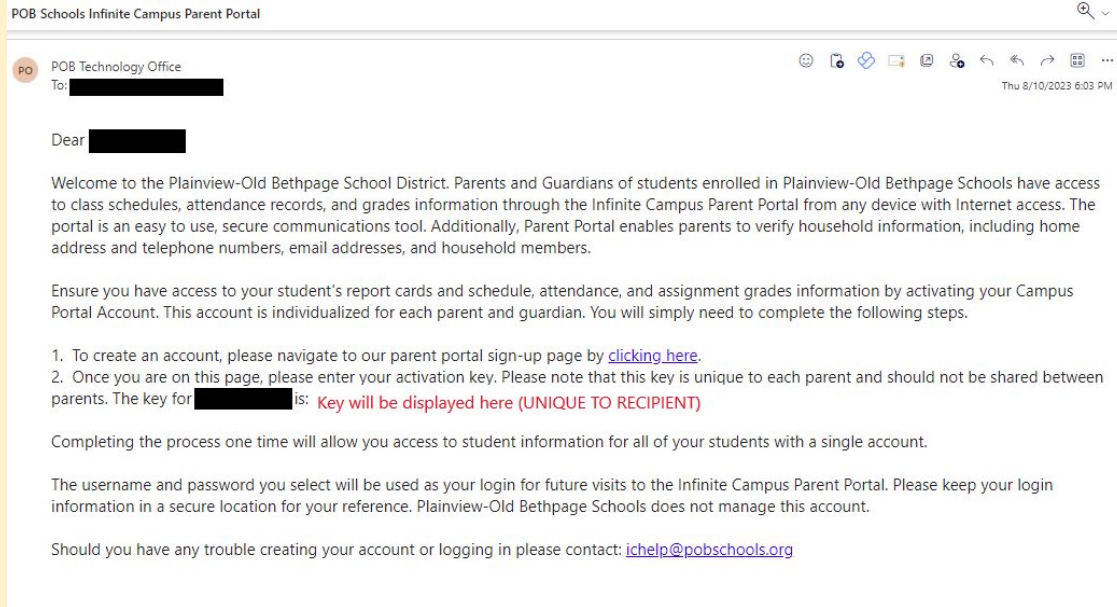
We are very happy to have you on board. Thank you for joining!

*Please do not reply to this email.*



# Infinite Campus Parent Portal

## First Time Access and Creating Your Account



### For first time users only

Before you can access your parent portal account, you need to setup and create a portal account.



You should have received an email on how to create your portal account.

1. Click on the link to create your account. When prompted for key, utilize the key provided in the email. This code is unique to the recipient and should not be shared.
2. Enter your desired username and password.
3. Any issues creating or accessing your account can be directed to [ichelp@pobschools.org](mailto:ichelp@pobschools.org).



# Infinite Campus Parent Portal

## Gaining Access to the Parent Portal

The image displays three sequential screenshots of the Infinite Campus Parent Portal access process:

- Screenshot 1:** A sidebar menu with icons for Schools, Calendar, My School Bucks, Portal (highlighted with a red circle and arrow), School Lunch Menus, and Staff Directory.
- Screenshot 2:** The login page for PLAINVIEW-OLD BETHPAGE CSD. It shows the "Log in to" section with buttons for "Campus Student" and "Campus Parent" (highlighted with a red circle and arrow). Below these buttons is an "or" separator.
- Screenshot 3:** The login form for PLAINVIEW-OLD BETHPAGE CSD. It shows the "Parent Username" and "Password" fields, a "Log In" button, and links for "Help", "Log in to Campus Student", and "New User?" (highlighted with a red circle and arrow).

1. Once you have created your Portal account, go to the POB schools district website, ([www.pobschools.org](http://www.pobschools.org)), and click on the **Portal** icon.
2. Click on **Campus Parent**.
3. Login using your **Parent Username** and **Password** you created.

# Infinite Campus Parent Portal

Account Settings



Home

TESTSTUDENT



TEST STUDENT



## Enrollment

23-24 Old Bethpage Elementary  
Grade K

## Student Number

123456789

## Today's Schedule



No schedule.

## Recent Attendance Updates



No recent attendance updates in the last two weeks. [Change Settings.](#)

## Announcements



No Announcements.



## Inbox





No messages available.



# Infinite Campus Parent Portal



- Message Center
- Today
- Calendar
- Assignments
- Grades
- Grade Book Updates
- Attendance
- Schedule 
- Academic Plan
- Reports
- Discussions
- More 

## Schedule

T1 T2 T3

Term T1 (09/03 - 12/06)

DAY: 1

HR	GRADE 02 9:20 AM - 9:29 AM
1	ENGLISH LANGUAGE ARTS 2 9:30 AM - 10:15 AM
2	ENGLISH LANGUAGE ARTS 2 10:16 AM - 11:01 AM
3	MATHEMATICS 2 11:02 AM - 11:47 AM
4	SCIENCE 2 11:48 AM - 12:33 PM
5	PHYSICAL EDUCATION GR2 12:34 PM - 1:19 PM

## More

Assessments

Demographics

Family Information

Important Dates

Lockers

Transportation 

Independent Benchmark

Campus Backpack



## Transportation

### Bus Detail

#### To School

Bus: L025

Time: 9:05 AM

Stop: Edgewood Gate & Hillwood Ln

#### From School


Bus: L025

Time: 3:35 PM

Stop: Edgewood Gate & Hillwood Ln

# Distribution of Chromebooks

- As part of the registration process you completed a device agreement for the Chromebook that your child will be receiving. A copy of the agreement is available on the District website under Technology
- All students will receive Chromebook in the beginning of October.
- Teachers and building administrators will provide more information on how Chromebooks are used in the classroom and outline the expectations for their instructional use.
- Any other issues or questions regarding the Chromebooks should be directed to the classroom teacher or by entering a ticket at [tickets.pobschools.org](https://tickets.pobschools.org). You will receive an email from our Ticket System notifying you that the ticket has been received and when the issue is resolved.

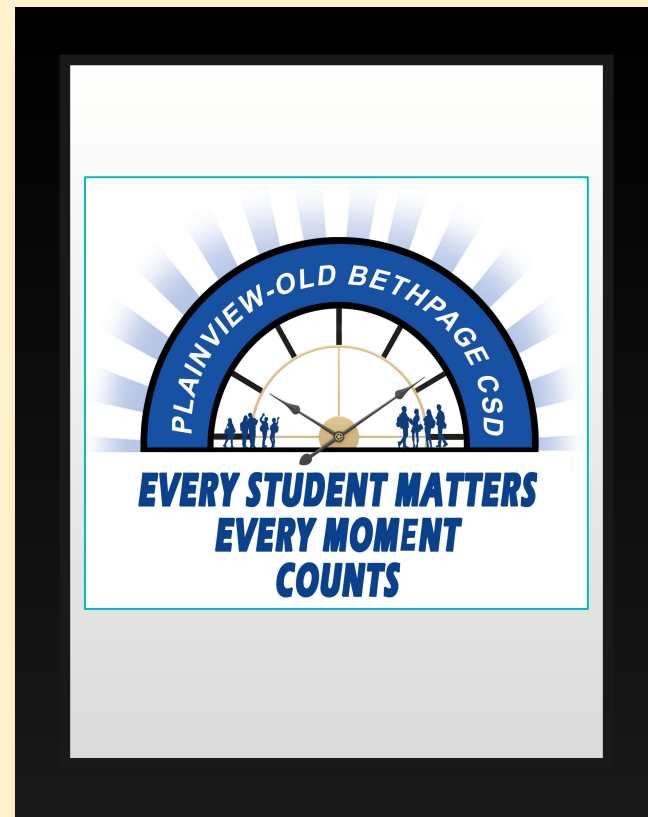


# Questions and/or Concerns

---

[asktransportation@pobschools.org](mailto:asktransportation@pobschools.org) -  
(516)434-3074

[ichelp@pobschools.org](mailto:ichelp@pobschools.org)  
<http://tickets.pobschools.org>



# More to come!

## ➤ Curriculum Night

- Wednesday, October 9th
- English, Math, Science, Social Studies, SEL, Play and more



# Part 2 of our Kindergarten Tea: Time with your building Principals and PTA

Stratford Road - Remain in the Auditorium  
Judy Jacobs Parkway School - Cafeteria  
Old Bethpage Elementary - Library  
Pasadena Elementary - Auxiliary Cafeteria

Activity: Tell us about your Kindergartner!

After your Q&A session with your building principals, take some time to write a note to your child's kindergarten teacher.

